





# The United States vs. Other Countries: Availability of Cancer Medicines Varies

The proposed International Pricing Index Model would set U.S. prices for medicines covered under Medicare Part B based on the pricing policies of 14 foreign governments – many of which set prices artificially low, resulting in severe access restrictions for patients.

	New Cancer Medicines Available	Average Delay in Availability of Cancer Medicines
 Greece	11%	36 months
 Czech Republic	49%	23 months
 Japan	50%	23 months
 Ireland	51%	22 months
 Belgium	56%	26 months
 Canada	56%	13 months
 Italy	57%	20 months
 Netherlands	62%	9 months
 Finland	65%	13 months
 France	65%	19 months
 Denmark	66%	11 months
 Austria	70%	12 months
 United Kingdom	71%	11 months
 Germany	71%	11 months
 United States	96%	3 months

Source: PhRMA analysis of IQVIA Analytics Link and FDA, EMA and PMDA data. January 2019. Note: New Active Substances (NASs) approved by the FDA, EMA and/or PMDA and first launched in any country between January 2011 and September 2018. Average delay represents the time in months since global first launch among NASs that have launched in a given country. IQVIA reports only the retail channel for Greece.